

SUBMINIATURE DIODE A.F. PENTODE

DAF70

Subminiature a.f. pentode, combined with a single diode, suitable for battery operation.

FILAMENT

V_f	1.25	V
I_f	25	mA

MOUNTING POSITION

Any

Note—Direct soldered connections to the leads of this valve must be at least 5mm. from the seal and any bending of the valve leads must be at least 1.5mm. from the seal.

CAPACITANCES (measured with external shield)

C_{a-g1}	0.15	pF
C_{in}	2.0	pF
C_{out}	4.3	pF
C_{ad-f}	0.1	pF

CHARACTERISTICS

V_a	67.5	V
V_{g2}	67.5	V
I_a	1.0	mA
I_{g2}	250	μ A
V_{g1}	0	V
g_m	440	μ A/V
r_a	400	k Ω
μ_{g1-g2}	16	

OPERATING CONDITIONS AS R.C. COUPLED A.F. AMPLIFIER

V_b	67.5	V
R_a	1.0	M Ω
R_{g2}	4.7	M Ω
* R_{g1}	3.3	M Ω
V_{out}	73	
V_{in}		

* Grid resistor of following valve.

DAF70

SUBMINIATURE DIODE A.F. PENTODE

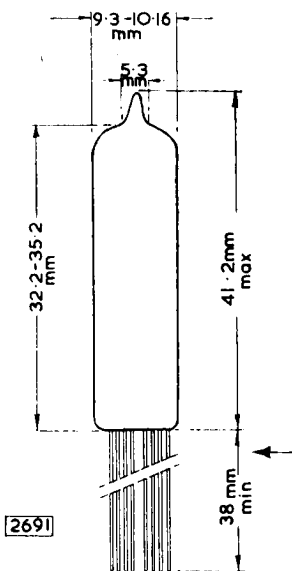
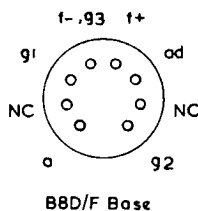
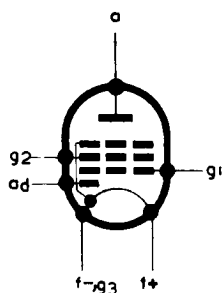
Subminiature a.f. pentode, combined with a single diode, suitable for battery operation.

OPERATING CONDITIONS AS CLASS "A" AMPLIFIER

V_a	67.5	90	V
V_{g2}	67.5	90	V
V_{g1}	-1.8	-2.6	V
$I_{a(o)}$	400	600	μA
$I_{g2(o)}$	85	135	μA
R_a	150	150	$k\Omega$
P_{out}	10.5	20	mW
D_{tot}	10	10	%

LIMITING VALUES

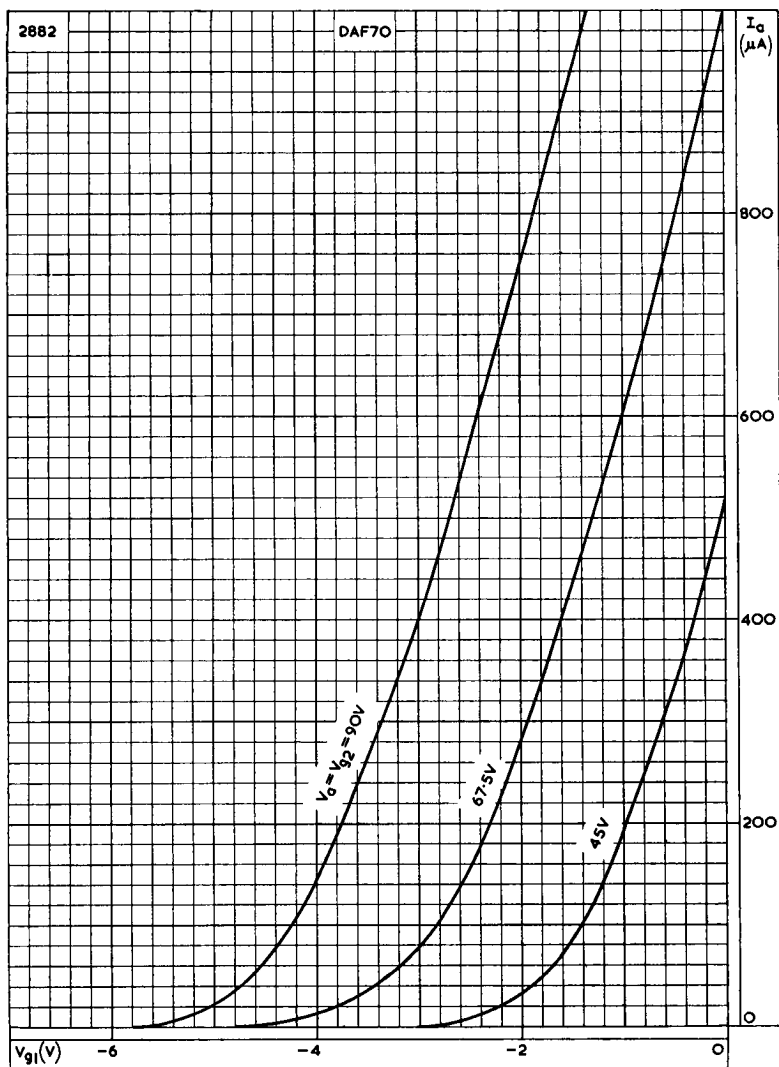
V_a max.	90	V
V_{g2} max.	90	V
I_k max.	1.3	mA
I_{ad} max.	250	μA



SUBMINIATURE DIODE A.F. PENTODE

DAF70

Subminiature a.f. pentode, combined with a single diode, suitable for battery operation.

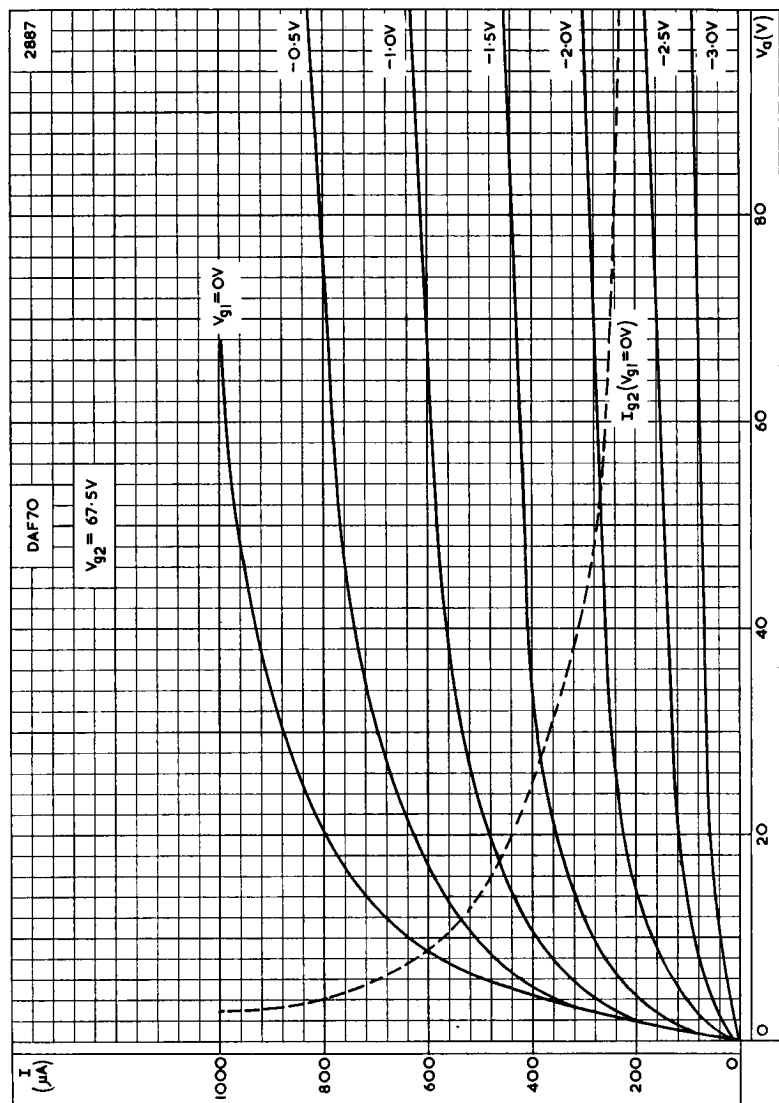


ANODE CURRENT PLOTTED AGAINST CONTROL-GRID VOLTAGE

DAF70

SUBMINIATURE DIODE A.F. PENTODE

Subminiature a.f. pentode, combined with a single diode, suitable for battery operation.

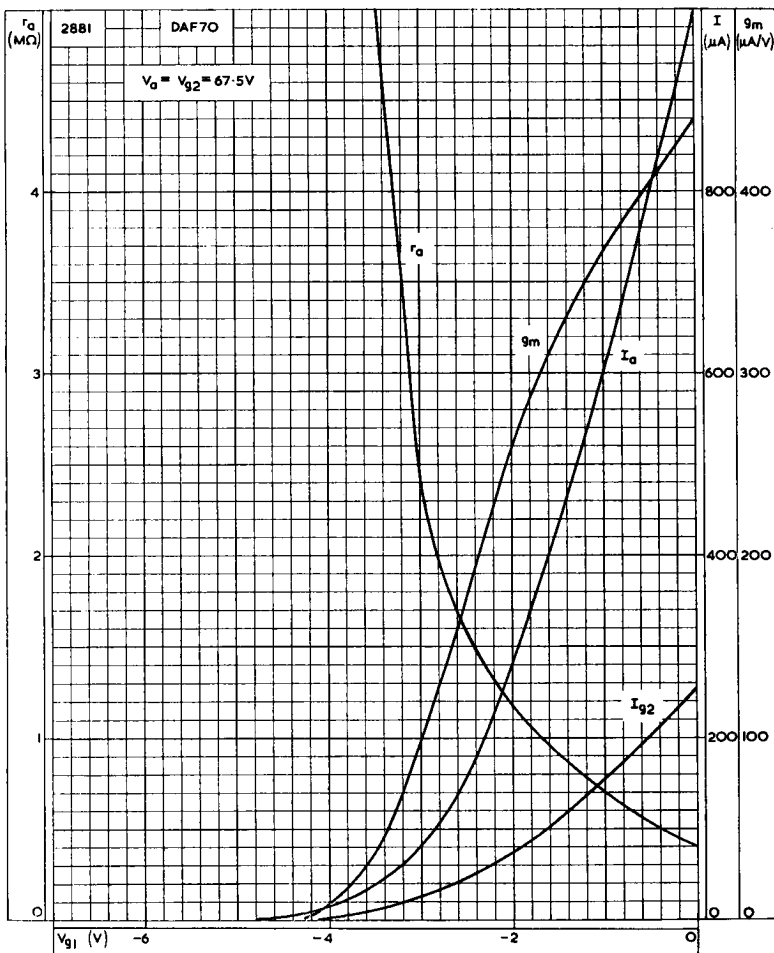


ANODE CURRENT PLOTTED AGAINST ANODE VOLTAGE

SUBMINIATURE DIODE A.F. PENTODE

DAF70

Subminiature a.f. pentode, combined with a single diode, suitable for battery operation.

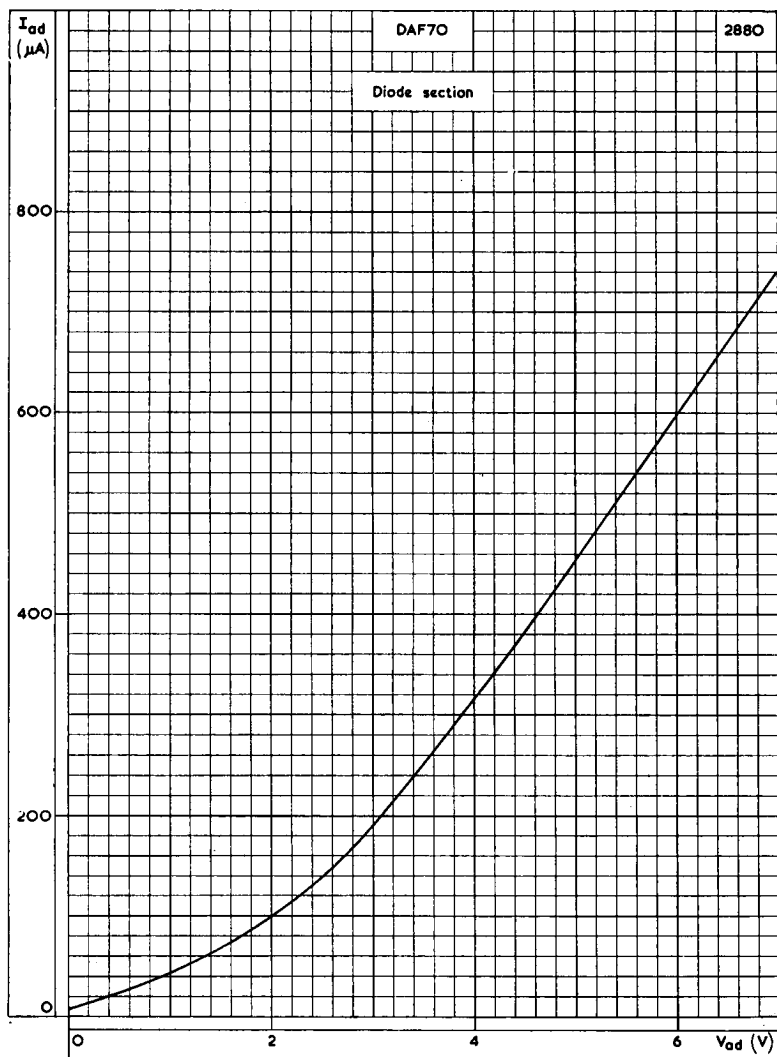


ELECTRODE CURRENTS, MUTUAL CONDUCTANCE AND ANODE IMPEDANCE PLOTTED AGAINST CONTROL-GRID VOLTAGE

DAF70

SUBMINIATURE DIODE A.F. PENTODE

Subminiature a.f. pentode, combined with a single diode, suitable for battery operation.



ANODE CURRENT PLOTTED AGAINST ANODE VOLTAGE
(DIODE SECTION)